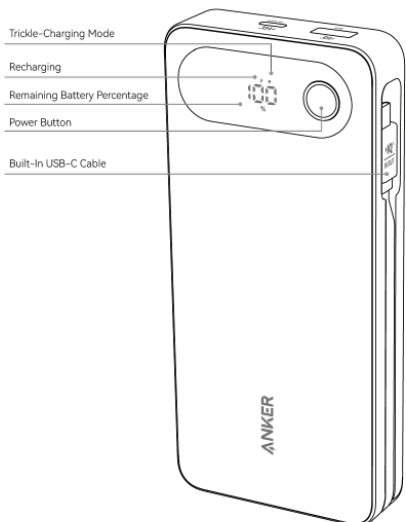


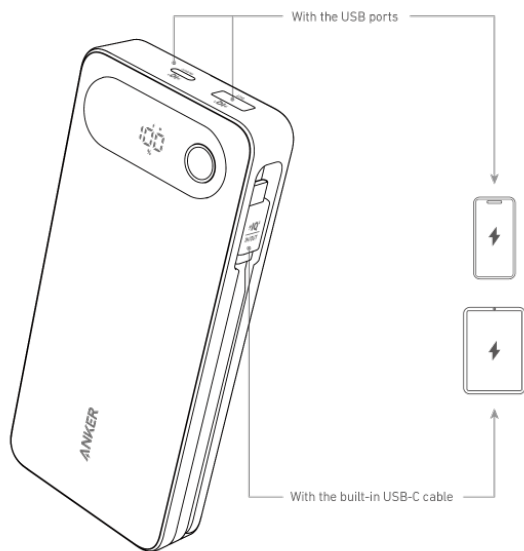
Checking the Battery Level

Press the button once to turn on the display.



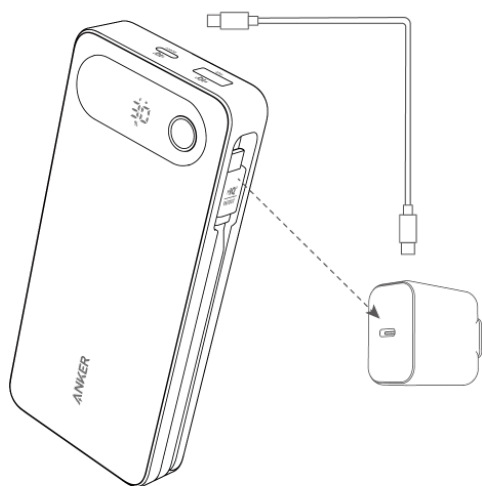
Charging Your Devices

Charge your phones and tablets via the built-in USB-C cable or USB ports.



Recharging Your Power Bank

Recharge your power bank via the built-in USB-C cable or USB-C port.



Trickle-Charging Mode

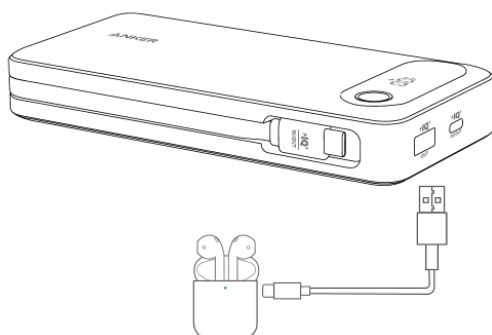
When charging low-current devices, if using the USB-A port, double-click the button to activate low-current mode. The USB-C port can automatically adjust to directly charge low-current devices.

With the USB-A port:

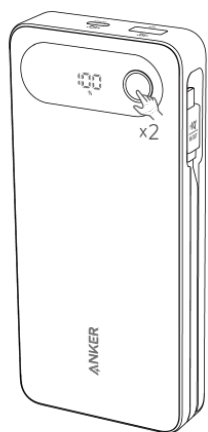
1. Activate trickle-charging mode.



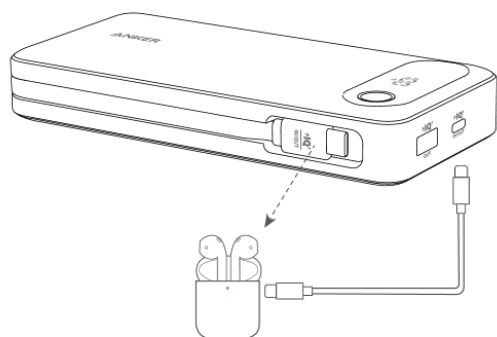
2. Charge your earbuds or other low-power devices using trickle-charging mode.



3. Exit trickle-charging mode.



With the built-in USB-C cable or USB-C port:
 Charge your earbuds or other low-power devices directly via the built-in USB-C cable or USB-C port.



Specifications

Cell Capacity	20,000mAh
Input	USB-C Cable / Port: 5V = 3A / 9V = 3A / 12V = 1.5A / 15V = 3A / 20V = 3.25A (65W Max)
Output	USB-C Cable / Port: 5V = 3A / 9V = 3A / 10V = 2.25A / 12V = 3A / 15V = 3A / 20V = 3.25A (65W Max) USB-A: 5V = 3A / 9V = 2A / 10V = 2.25A / 12V = 1.5A (22.5W Max)
Total Output	87W Max - USB-C Cable: 45W, USB-C Port: 42W - USB-C Cable: 60W, USB-A Port: 22.5W - Combined USB-C Port and USB-A Port: 24W Max (5V = 4.8A) - USB-C Cable: 60W, Combined USB-C and USB-A Ports: 24W Max (5V = 4.8A)